

# 10 Tips for safe and effective remote learning: Pupils

## 1 Policies:

Always follow the school's safeguarding policy and remote learning guides. Use your school email address and login.

## 2 Devices:

Always log in to a device with a camera and microphone. Use your Google login, acquired from your DOS if required.

## 3 Live Lessons:

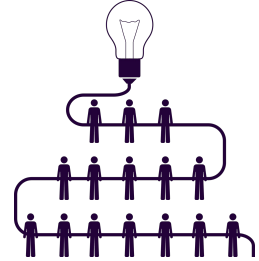
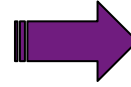



Login via Google Meets or Google Classroom to interact with your lessons.

## 4 Requirements:

You are expected to attend one live lesson per subject per week

## 5 Software:

Ensure that you use your school email address to register for additional software when requested by your teacher e.g. SENECA



## 6 Planning:

Follow your timetable. Dress and act appropriately, select a neutral background

## 7 Preparation:

Follow your timetable and ensure you will not be interrupted, have your books (or paper) and pen

## 8 Engagement:

Interact with your teacher when addressed. Pause points will be added to allow for your involvement

## 9 Recording:

All live lessons **will be** recorded. These will then be added to Google Classroom, under the appropriate context section

## 10 Attendance:

Ensure you login to all live lessons and complete the follow up work that is set. All attendance will be recorded